

## KZN Slurry pumps

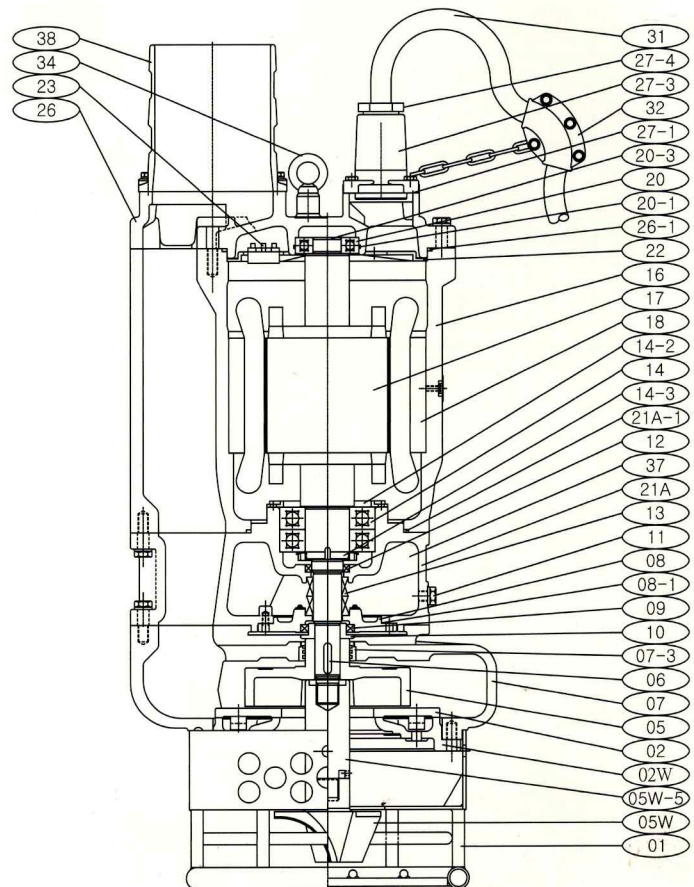
Mine & sites dewatering, aggregate, mill scale, slag pits, drilling mud, tailing ponds

Top discharge slurry pumps designed to face the toughest pumping of sand, sludge and slurry. The impeller, suction wear plate and agitator are made of abrasive resistant high chrome iron. 4 pole motor allows lower motor speed and longer wear life on wear parts. Some models are available in High Head or High Flow construction to meet required performance.

### Construction Material

- Abrasive resistant high chrome iron impeller, wear plate and agitator.
- Built in agitator helps to swirl up solids before discharging.
- Double silicon carbide mechanical seals in a separate oil chamber. Class H motor insulation.
- Shaft sleeve saves on shaft wear due to abrasives and corrosion.
- Additional lip seal protection keeps impurities and abrasives away from the mechanical seals.
- Thermal overload protection guards against high amperage and high temperature.
- Enhanced cable entry sealing system.

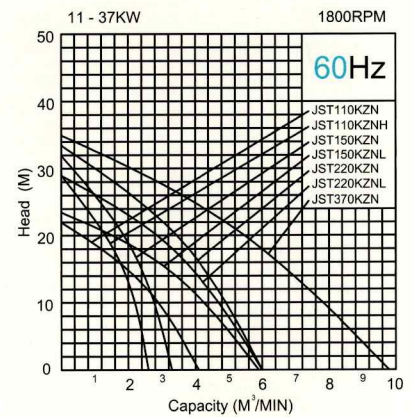
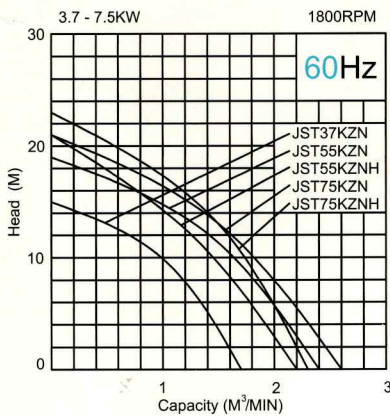
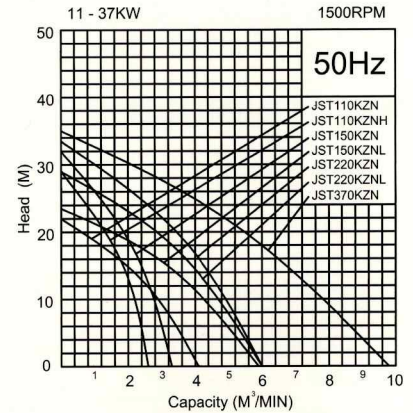
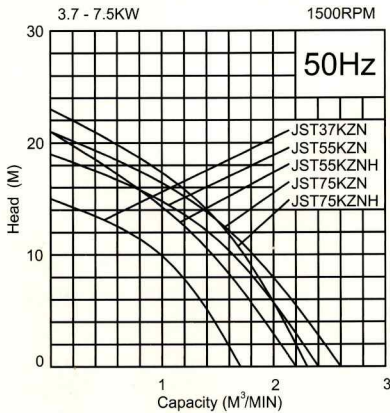
NO.	DESCRIPTION	MATERIAL
01	STRAINER	ST
02	SUCTION COVER	HICR
02W	SUCTION COVER HOLDER	FC 200
05	IMPELLER	HICR
05W	AGITATOR	HICR
05W-5	SPINDLE IMPELLER	SCM
06	KEY	SUS 304
07	PUMP HOUSING	FCD 700
07-3	PUMP HOUSING SLEEVE	SKD11
08	COVER OF OIL CHAMBER	FC 200
08-1	ORING	NBR
09	LIP SEAL (BOTTOM)	NBR
10	SHAFT SLEEVE	SKD11
11	PLUGS	SUS 304
12	LIP SEAL (BOTTOM)	NBR
13	MECHANICAL SEAL	
14	BEARING (BOTTOM)	
14-2	BEARING COVER	FCD 400
14-3	NUTS WITH ROLLING BEARINGS	ST
16	MOTOR CASING	FC 200
17	ROTOR SHAFT	SUS 410
18	STATOR	
20	BEARING (UP)	
20-1	ORING	NBR
20-3	WASHER ROOFING	
21A	MOTOR BOTTOM COVER	FC 200
21A-1	ORING	NBR
22	SEPARATOR BOARD	AL
23	OVERLOAD PROTECTOR	
26	UPPER COVER	FC 200
26-1	ORING	NBR
27-1	ORING	NBR
27-3	CABLE GLAND COVER	FCD 400
27-4	COMPRESSION NUT	ST
31	CABLE	PVC
32	CABLE CLAMPS	FCD 400
34	HANDLE	ST
37	OIL	T-32
38	DISCHARGE OUTLET	FC 200



# KZN Performance Curve

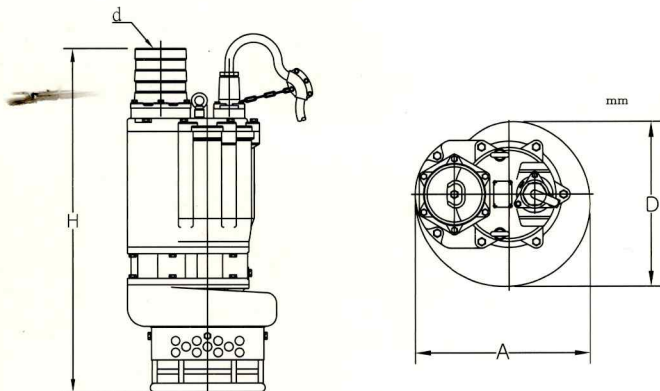
50/60

Pump Type	Output KW	Output HP	Discharge Inch	Voltage	Max			Cable M	Weight kg
					Head M	Capacity M <sup>3</sup> /min	Solid mm		
JST37KZN	3.7	5	3	3 phase 200V-600V	15/15	1.7/1.7	20	10	135
JST55KZN	5.5	7.5	4		19/19	2.4/2.4	25	10	145
JST55KZNH	5.5	7.5	3		21/21	2.2/2.2	25	10	150
JST75KZN	7.5	10	4		21/21	2.6/2.6	25	10	165
JST75KZNH	7.5	10	4		23.5/23.5	2.3/2.3	25	10	170
JST110KZN	11	15	4		22/22	4.1/4.1	35	10	275
JST110KZNH	11	15	4		29/29	2.6/2.6	35	10	280
JST150KZN	15	20	6		32/32	3.3/3.3	35	10	285
JST150KZNL	15	20	6		23.5/23.5	5.9/5.9	35	10	285
JST220KZN	22	30	6 or 8		33.5/33.5	6/6	35	10	470
JST220KZNL	22	30	6 or 8		29/29	6/6	35	10	470
JST370KZN	37	50	6 or 8		35/35	9.5/9.5	35	10	690



## Dimensions

(mm)



PUMP TYPE	DISCHARGE BORE	PUMP SECTION		
	d	A	D	H
JST37KZN	3"(80)	385	365	735
JST55KZN	4"(100)	385	365	765
JST55KZNH	3"(80)	385	365	735
JST75KZN	4"(100)	420	410	820
JST75KZNH	4"(100)	420	410	820
JST110KZN	4"(100)	540	480	1000
JST110KZNH	4"(100)	540	480	1000
JST150KZN	6"(150)	540	500	1030
JST150KZNL	6"(150)	540	500	1030
JST220KZN	8"(200)	585	550	1325
JST220KZNL	8"(200)	585	550	1325
JST370KZN	8"(200)	703	676	1368