



JS PUMP

AX Series


AX Explosion Proof Pumps

Mine dewatering, refinery plants, oil & gas exploration, industrial slurry & sludge waste

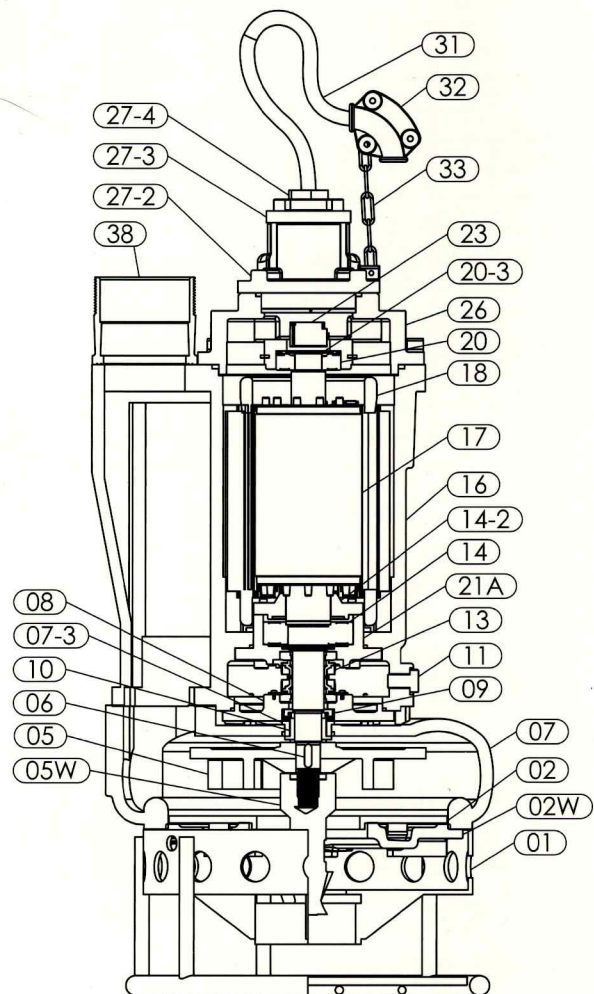
Top discharge explosion proof slurry pumps exclusively designed to improve safety and increase reliability for operations in hazardous environments where combustible elements or ignitable atmosphere may exist. 4 pole motor allows lower motor speed and longer parts wear life. Some models are available in High Head construction to meet required performance.

Construction Material

- Abrasive resistant high chrome iron impeller, wear plate and agitator.
- Built in agitator helps to swirl up solids before discharging.
- Double silicon carbide mechanical seals in a separate oil chamber.
- Class H motor insulation.
- Shaft sleeve saves on shaft wear due to abrasives and corrosion.
- Additional lip seal protection keeps impurities and abrasives away from the mechanical seals.
- Thermal overload protection guards against high amperage and high temperature.
- Enhanced cable entry sealing system.



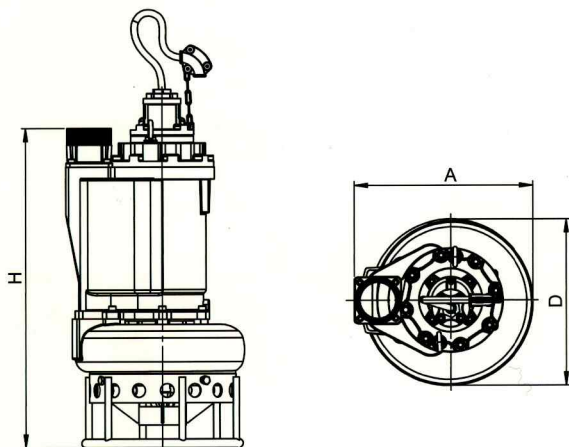
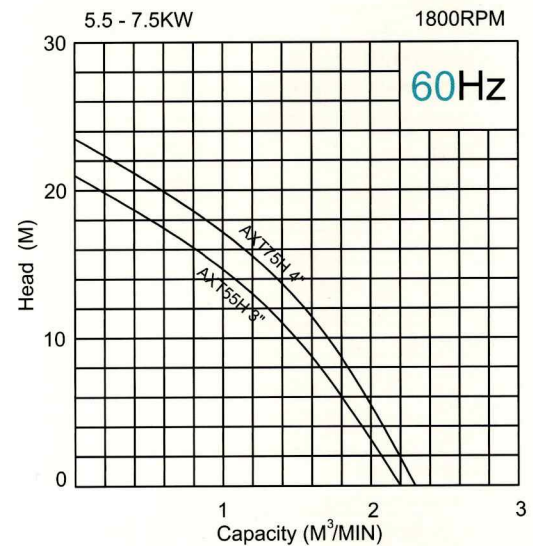
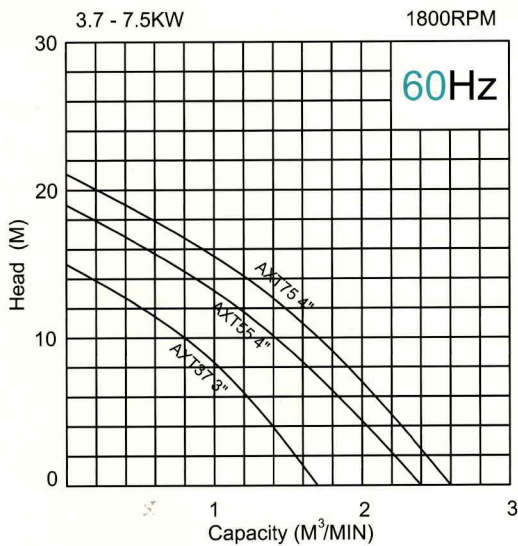
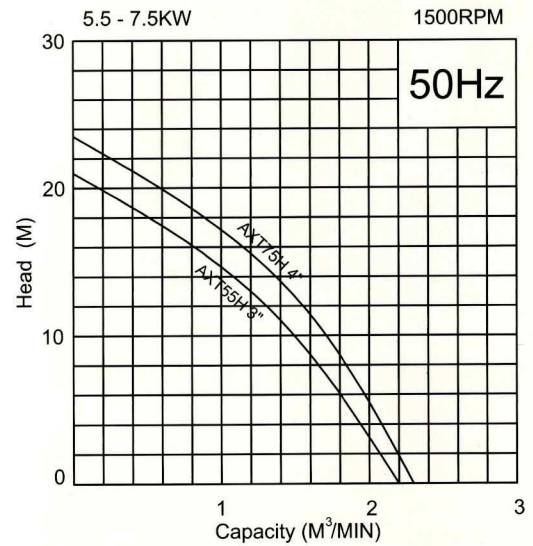
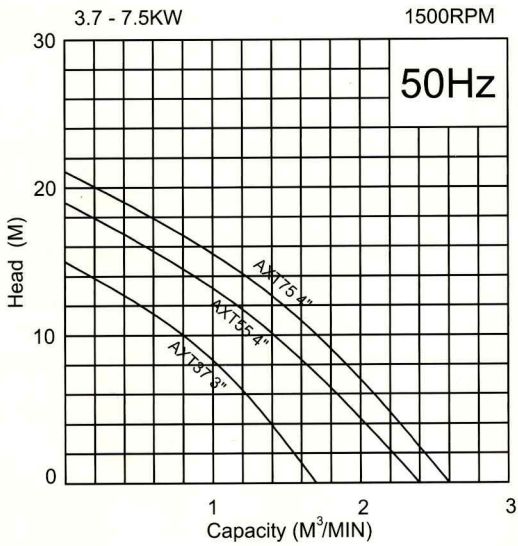
| NO. | Description | Materials |
|-------|----------------------|-----------|
| 01 | Strainer | ST |
| 02 | Suction cover | HICR |
| 02W | Suction cover holder | FC 200 |
| 04 | Washer | SUS 304 |
| 05 | Impeller | HICR |
| 5W | Agitator | HICR |
| 06 | Key | SUS 304 |
| 07 | Pump housing | FCD 700 |
| 07-3 | Pump housing sleeve | SKD11 |
| 08 | Cover of oil chamber | FC 200 |
| 08-1 | Oring | NBR |
| 09 | Lip seal | NBR |
| 10 | Shaft sleeve | SKD11 |
| 11 | Plug(16) | SUS 304 |
| 13 | Mechanical seal | S/S |
| 14 | Bearing (bottom) | |
| 14-2 | Bearing cover | FCD 400 |
| 16 | Motor casing | FCD 400 |
| 17 | Rotor | SUS 410 |
| 18 | Stator | |
| 20 | Bearing (up) | |
| 20-3 | Washer roofing | K7 |
| 21A | Motor bottom cover | FCD 400 |
| 21A-1 | Oring | NBR |
| 23 | Overload protector | |
| 26 | Upper cover | FCD 400 |
| 26-1 | Oring | NBR |
| 27-1 | Oring | NBR |
| 27-2 | Cable gland stand | FCD 400 |
| 27-3 | Cable Stuffing Box | FCD 400 |
| 27-4 | Cable Gland | ST |
| 31 | Cable | |
| 32 | Cable Clamps | FCD 400 |
| 33 | Chain | SUS 304 |
| 34 | Handle | SUS 304 |
| 37 | OIL | T-32 |
| 38 | Discharge outlet | FC 200 |



AX Performance Curve

50/60

| Pump Type | Output KW | Output HP | Discharge Inch | Voltage | Max | | | Cable M | Weight kg |
|-----------|-----------|-----------|----------------|-----------------------|-----------|------------------------------|----------|---------|-----------|
| | | | | | Head M | Capacity M ³ /min | Solid mm | | |
| AXT37 | 3.7 | 5 | 3 | 3 phase 200V-1000V | 15/15 | 1.7/1.7 | 35 | 10 | 145 |
| AXT55 | 5.5 | 7.5 | 4 | | 19/19 | 2.4/2.4 | 35 | 10 | 160 |
| AXT55H | 5.5 | 7.5 | 3 | | 21/21 | 2.2/2.2 | 35 | 10 | 165 |
| AXT75 | 7.5 | 10 | 4 | | 21/21 | 2.6/2.6 | 35 | 10 | 170 |
| AXT75H | 7.5 | 10 | 4 | | 23.5/23.5 | 2.3/2.3 | 35 | 10 | 175 |



Dimensions

(mm)

| PUMP TYPE | DISCHARGE BORE | PUMP SECTION | | |
|-----------|----------------|--------------|-----|-----|
| | d | A | D | H |
| AXT37 | 3"(80) | 385 | 365 | 735 |
| AXT55 | 4"(100) | 385 | 365 | 765 |
| AXT55H | 3"(80) | 385 | 365 | 735 |
| AXT75 | 4"(100) | 420 | 410 | 820 |
| AXT75H | 4"(100) | 420 | 410 | 820 |